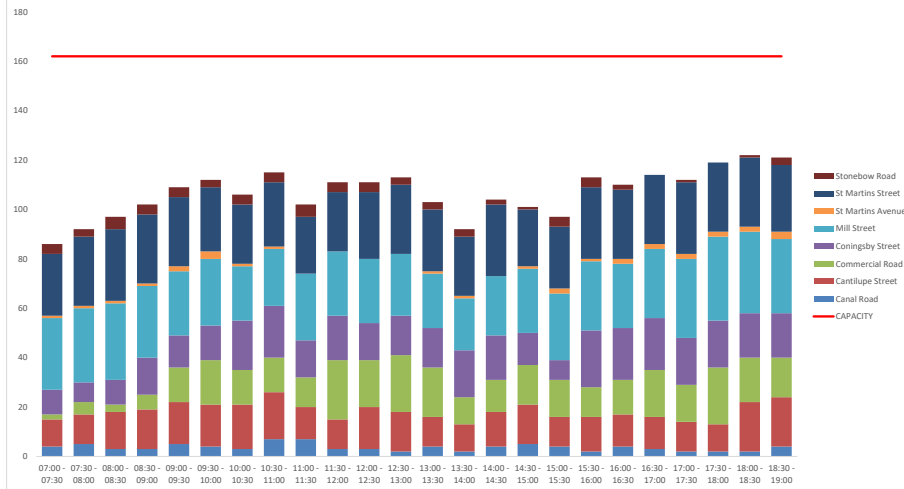


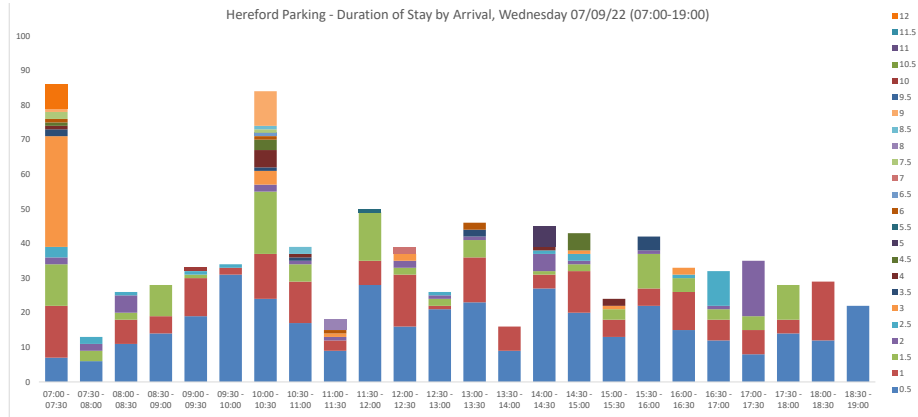


Vehicle Occupancy by Link																									
PERIOD	TIME																								
		07:00 - 07:30	07:30 - 08:00	08:00 - 08:30	08:30 - 09:00	09:00 - 09:30	09:30 - 10:00	10:00 - 10:30	10:30 - 11:00	11:00 - 11:30	11:30 - 12:00	12:00 - 12:30	12:30 - 13:00	13:00 - 13:30	13:30 - 14:00	14:00 - 14:30	14:30 - 15:00	15:00 - 15:30	15:30 - 16:00	16:00 - 16:30	16:30 - 17:00	17:00 - 17:30	17:30 - 18:00	18:00 - 18:30	18:30 - 19:00
Canal Road		4	5	3	3	5	4	3	7	7	3	3	2	4	2	4	5	4	2	4	3	2	2	2	4
Cantilupe Street		11	12	15	16	17	17	18	19	13	12	17	16	12	11	14	16	12	14	13	13	12	11	20	20
Commercial Road		2	5	3	6	14	18	14	14	12	24	19	23	20	11	13	16	15	12	14	19	15	23	18	16
Coningsby Street		10	8	10	15	13	14	20	21	15	18	15	16	16	19	18	13	8	23	21	21	19	18	18	
Mill Street		29	30	31	29	26	27	22	23	27	26	26	25	22	21	24	26	27	28	26	28	32	34	33	30
St Martins Avenue		1	1	1	1	2	3	1	1	0	0	0	0	1	1	0	1	2	2	2	2	2	2	3	
St Martins Street		25	28	29	28	28	26	24	26	23	24	27	28	25	24	29	23	25	29	28	28	29	28	27	
Stonebow Road		4	3	5	4	4	3	4	4	3	4	3	3	3	2	1	4	4	2	0	1	0	1	3	
OCCUPANCY		86	92	97	102	109	112	106	115	102	111	111	113	103	92	104	101	97	113	110	114	112	119	122	121
CAPACITY		162	162	162	162	162	162	162	162	162	162	162	162	162	162	162	162	162	162	162	162	162	162	162	162

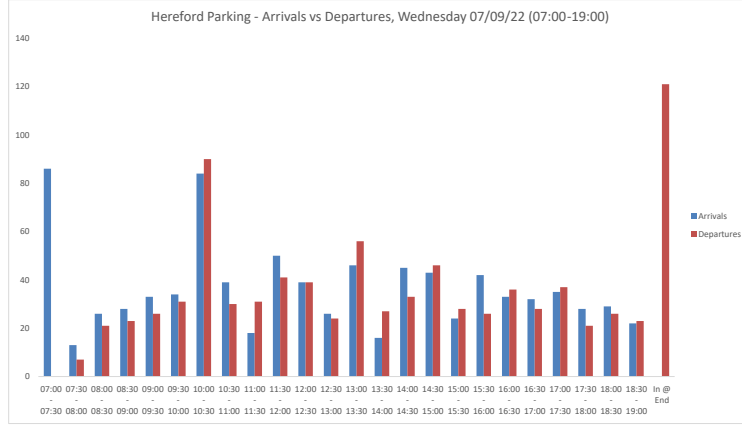
Hereford Parking - Occupancy & Capacity, Wednesday 07/09/22 (07:00-19:00)



Duration of stay (hrs) by Arrival Time																										
TOTAL LENGTH OF STAY(HOURS)	TIME PERIOD																									
		07:00 - 07:30	07:30 - 08:00	08:00 - 08:30	08:30 - 09:00	09:00 - 09:30	09:30 - 10:00	10:00 - 10:30	10:30 - 11:00	11:00 - 11:30	11:30 - 12:00	12:00 - 12:30	12:30 - 13:00	13:00 - 13:30	13:30 - 14:00	14:00 - 14:30	14:30 - 15:00	15:00 - 15:30	15:30 - 16:00	16:00 - 16:30	16:30 - 17:00	17:00 - 17:30	17:30 - 18:00	18:00 - 18:30	18:30 - 19:00	Grand Total
0.5		7	6	11	14	19	31	24	17	9	28	16	21	23	9	27	20	13	22	15	12	8	14	12	22	400
1		15	0	7	5	11	2	13	12	3	7	15	1	13	7	4	12	5	5	11	6	7	4	17	0	182
1.5		12	3	2	9	1	0	18	5	0	14	2	2	5	0	1	2	3	10	4	3	4	10	0	0	110
2		2	2	5	0	0	0	2	1	1	0	2	1	1	0	5	1	0	1	0	1	16	0	0	0	41
2.5		3	2	1	0	1	1	0	0	0	0	1	0	0	1	2	0	0	1	10	0	0	0	0	0	23
3		32	0	0	0	0	0	4	0	1	0	2	0	0	0	1	1	0	2	0	0	0	0	0	0	43
3.5		2	0	0	0	0	0	1	1	0	0	0	0	2	0	0	0	4	0	0	0	0	0	0	0	10
4		1	0	0	0	0	0	5	1	0	0	0	0	0	1	0	2	0	0	0	0	0	0	0	0	10
4.5		1	0	0	0	0	0	3	0	0	0	0	0	0	0	5	0	0	0	0	0	0	0	0	0	9
5		0	0	0	0	0	0	0	0	0	0	0	0	0	6	0	0	0	0	0	0	0	0	0	0	6
5.5		0	0	0	0	0	0	0	0	0	1	0	0	0	0	0	0	0	0	0	0	0	0	0	0	1
6		1	0	0	0	0	0	1	0	1	0	0	0	2	0	0	0	0	0	0	0	0	0	0	0	5
6.5		0	0	0	0	0	0	0	0	0	0	0	0	0	0	0	0	0	0	0	0	0	0	0	0	1
7		0	0	0	0	0	0	0	0	0	0	2	0	0	0	0	0	0	0	0	0	0	0	0	0	2
7.5		2	0	0	0	0	0	1	0	0	0	0	0	0	0	0	0	0	0	0	0	0	0	0	0	3
8		0	0	0	0	0	0	0	0	3	0	0	0	0	0	0	0	0	0	0	0	0	0	0	0	3
8.5		0	0	0	0	0	0	1	2	0	0	0	0	0	0	0	0	0	0	0	0	0	0	0	0	3
9		1	0	0	0	0	0	10	0	0	0	0	0	0	0	0	0	0	0	0	0	0	0	0	0	11
9.5		0	0	0	0	0	0	0	0	0	0	0	0	0	0	0	0	0	0	0	0	0	0	0	0	0
10		0	0	0	0	1	0	0	0	0	0	0	0	0	0	0	0	0	0	0	0	0	0	0	0	1
10.5		0	0	0	0	0	0	0	0	0	0	0	0	0	0	0	0	0	0	0	0	0	0	0	0	0
11		0	0	0	0	0	0	0	0	0	0	0	0	0	0	0	0	0	0	0	0	0	0	0	0	0
11.5		0	0	0	0	0	0	0	0	0	0	0	0	0	0	0	0	0	0	0	0	0	0	0	0	0
12		7	0	0	0	0	0	0	0	0	0	0	0	0	0	0	0	0	0	0	0	0	0	0	0	7
Grand Total		86	13	26	28	33	34	84	39	18	50	39	26	46	16	45	43	24	42	33	32	35	28	29	22	871

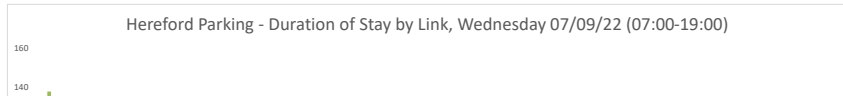


Arrivals vs Departures by Survey Period (No. of Vehicles)		
Time Period	Arrivals	Departures
07:00 - 07:30	86	N/A
07:30 - 08:00	13	7
08:00 - 08:30	26	21
08:30 - 09:00	28	23
09:00 - 09:30	33	26
09:30 - 10:00	34	31
10:00 - 10:30	84	90
10:30 - 11:00	39	30
11:00 - 11:30	18	31
11:30 - 12:00	50	41
12:00 - 12:30	39	39
12:30 - 13:00	26	24
13:00 - 13:30	46	56
13:30 - 14:00	16	27
14:00 - 14:30	45	33
14:30 - 15:00	43	46
15:00 - 15:30	24	28
15:30 - 16:00	42	26
16:00 - 16:30	33	36
16:30 - 17:00	32	28
17:00 - 17:30	35	37
17:30 - 18:00	28	21
18:00 - 18:30	29	26
18:30 - 19:00	22	23
In @ End	N/A	121
<b>Total</b>	<b>871</b>	



Duration of stay (Hrs) by Arrival Time

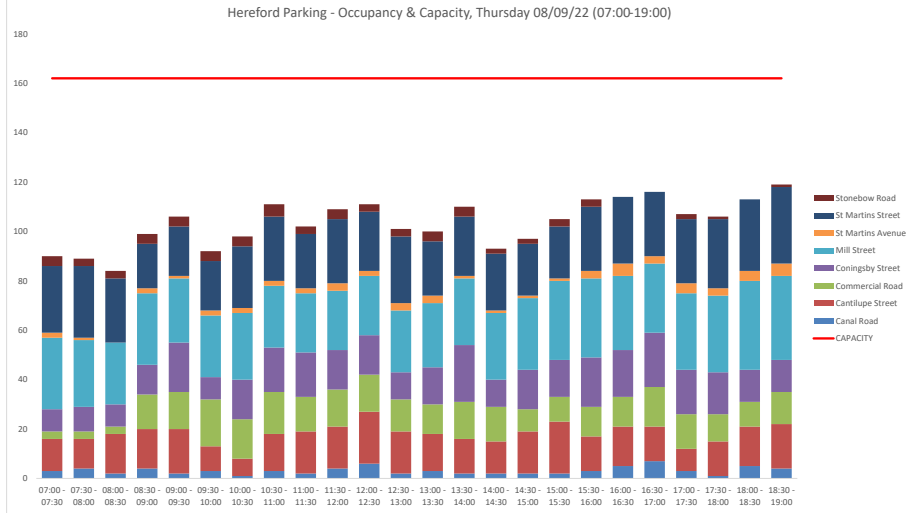
TOTAL LENGTH OF STAY (HOURS)	Arrival Time																				Grand Total
	0.5	1	1.5	2	2.5	3	3.5	4	4.5	5	5.5	6	6.5	7	7.5	8	8.5	9	10	12	
Canal Road	20	12	7	0	0	2	0	0	0	1	0	0	0	0	0	0	0	0	0	0	42
Canillupe Street	71	46	22	4	1	3	0	0	1	0	0	0	0	1	0	0	0	0	2	0	152
Commercial Road	138	33	21	8	5	1	1	0	1	0	0	0	0	0	0	0	0	0	0	0	208
Coningsby Street	96	33	30	8	6	5	2	2	0	0	0	0	1	0	0	0	0	0	0	0	183
Hill Street	16	17	14	8	6	17	3	2	3	3	0	0	0	3	0	2	1	5	0	3	107
St Martins Avenue	9	2	0	0	1	2	0	0	0	0	0	0	0	0	0	0	0	0	0	0	14
St Martins Street	41	32	13	12	4	10	4	4	4	2	0	2	1	0	0	1	2	4	1	3	140
Stonebow Road	9	7	3	1	0	3	0	1	1	0	0	0	0	0	0	0	0	0	0	0	25
<b>Grand Total</b>	<b>400</b>	<b>182</b>	<b>110</b>	<b>41</b>	<b>23</b>	<b>43</b>	<b>10</b>	<b>10</b>	<b>9</b>	<b>6</b>	<b>1</b>	<b>5</b>	<b>1</b>	<b>2</b>	<b>3</b>	<b>3</b>	<b>3</b>	<b>11</b>	<b>1</b>	<b>7</b>	<b>871</b>



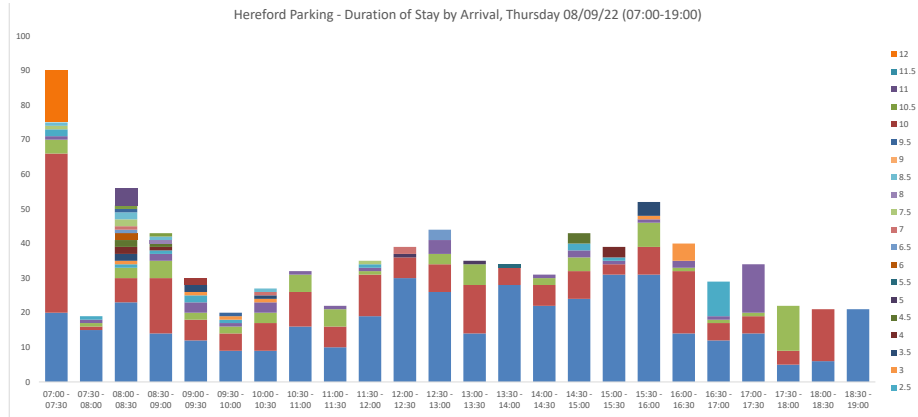




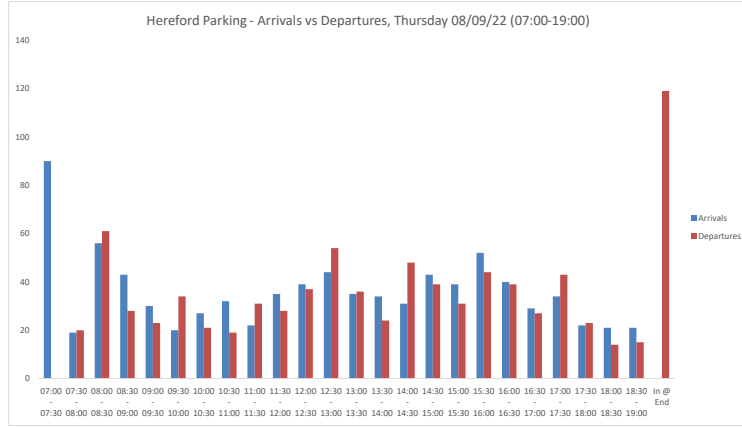
Vehicle Occupancy by Link																									
PERIOD	TIME																								
		07:00 - 07:30	07:30 - 08:00	08:00 - 08:30	08:30 - 09:00	09:00 - 09:30	09:30 - 10:00	10:00 - 10:30	10:30 - 11:00	11:00 - 11:30	11:30 - 12:00	12:00 - 12:30	12:30 - 13:00	13:00 - 13:30	13:30 - 14:00	14:00 - 14:30	14:30 - 15:00	15:00 - 15:30	15:30 - 16:00	16:00 - 16:30	16:30 - 17:00	17:00 - 17:30	17:30 - 18:00	18:00 - 18:30	18:30 - 19:00
Canal Road		3	4	2	4	2	3	1	3	2	4	6	2	3	2	2	2	2	3	5	7	3	1	5	4
Cantilupe Street		13	12	16	16	18	10	7	15	17	17	21	17	15	14	13	17	21	14	16	14	9	14	16	18
Commercial Road		3	3	3	14	15	19	16	17	14	15	15	13	12	15	14	9	10	12	12	16	14	11	10	13
Coningsby Street		9	10	9	12	20	9	16	18	18	16	16	11	15	23	11	16	15	20	19	22	18	17	13	13
Mill Street		29	27	25	29	26	25	27	25	24	24	24	25	26	27	29	32	32	30	28	31	31	31	36	34
St Martins Avenue		2	1	0	2	1	2	2	2	3	2	3	3	1	1	1	1	3	5	3	4	3	4	5	
St Martins Street		27	29	26	18	20	20	25	26	22	26	24	27	22	24	23	21	21	26	27	26	26	28	29	31
Stonebow Road		4	3	3	4	4	4	4	5	3	4	3	3	4	4	2	2	3	0	0	2	1	0	1	
OCCUPANCY		90	89	84	99	106	92	98	111	102	109	111	101	100	110	93	97	105	113	114	116	107	106	113	119
CAPACITY		162	162	162	162	162	162	162	162	162	162	162	162	162	162	162	162	162	162	162	162	162	162	162	162



Duration of stay (Hrs) by Arrival Time																										
TOTAL LENGTH OF STAY(HOURS)	TIME PERIOD																									
		07:00 - 07:30	07:30 - 08:00	08:00 - 08:30	08:30 - 09:00	09:00 - 09:30	09:30 - 10:00	10:00 - 10:30	10:30 - 11:00	11:00 - 11:30	11:30 - 12:00	12:00 - 12:30	12:30 - 13:00	13:00 - 13:30	13:30 - 14:00	14:00 - 14:30	14:30 - 15:00	15:00 - 15:30	15:30 - 16:00	16:00 - 16:30	16:30 - 17:00	17:00 - 17:30	17:30 - 18:00	18:00 - 18:30	18:30 - 19:00	Grand Total
0.5		20	15	23	14	12	9	9	16	10	19	30	26	14	28	22	24	31	31	14	12	14	5	6	21	21
1		46	1	7	16	6	5	8	10	6	12	6	8	14	5	6	8	3	8	18	5	5	4	15	0	0
1.5		4	1	3	5	2	2	3	5	5	1	0	3	6	0	2	4	0	7	1	1	1	13	0	0	0
2		1	1	0	2	3	1	3	1	1	1	0	4	0	0	1	2	1	1	2	1	14	0	0	0	0
2.5		2	1	1	1	2	1	0	0	0	1	0	0	0	0	2	1	0	0	10	0	0	0	0	0	0
3		0	0	1	0	1	1	1	0	0	0	0	0	0	0	0	0	0	1	5	0	0	0	0	0	0
3.5		0	0	2	0	2	0	1	0	0	0	0	0	0	0	0	0	4	0	0	0	0	0	0	0	0
4		0	0	2	1	0	0	0	0	0	0	0	0	0	0	0	3	0	0	0	0	0	0	0	0	0
4.5		0	0	2	1	0	0	0	0	0	0	0	0	0	0	0	0	0	0	0	0	0	0	0	0	0
5		0	0	0	0	0	0	0	0	0	0	1	0	0	1	0	0	0	0	0	0	0	0	0	0	0
5.5		0	0	0	0	0	0	0	0	0	0	0	0	0	1	0	0	0	0	0	0	0	0	0	0	0
6		0	0	0	0	0	0	0	0	0	0	0	0	0	0	0	0	0	0	0	0	0	0	0	0	0
6.5		0	0	1	0	0	0	0	0	0	0	0	0	3	0	0	0	0	0	0	0	0	0	0	0	0
7		0	0	1	0	0	0	1	0	0	0	0	0	0	0	0	0	0	0	0	0	0	0	0	0	0
7.5		1	0	2	0	0	0	0	0	0	1	0	0	0	0	0	0	0	0	0	0	0	0	0	0	0
8		0	0	0	1	0	0	0	0	0	0	0	0	0	0	0	0	0	0	0	0	0	0	0	0	0
8.5		1	0	2	1	0	0	1	0	0	0	0	0	0	0	0	0	0	0	0	0	0	0	0	0	0
9		0	0	0	0	0	0	0	0	0	0	0	0	0	0	0	0	0	0	0	0	0	0	0	0	0
9.5		0	0	1	0	0	1	0	0	0	0	0	0	0	0	0	0	0	0	0	0	0	0	0	0	0
10		0	0	0	0	2	0	0	0	0	0	0	0	0	0	0	0	0	0	0	0	0	0	0	0	0
10.5		0	0	1	1	0	0	0	0	0	0	0	0	0	0	0	0	0	0	0	0	0	0	0	0	0
11		0	0	5	0	0	0	0	0	0	0	0	0	0	0	0	0	0	0	0	0	0	0	0	0	0
11.5		0	0	0	0	0	0	0	0	0	0	0	0	0	0	0	0	0	0	0	0	0	0	0	0	0
12		15	0	0	0	0	0	0	0	0	0	0	0	0	0	0	0	0	0	0	0	0	0	0	0	0
Grand Total		90	19	56	43	30	20	27	32	22	35	39	44	35	34	31	43	39	52	40	29	34	22	21	21	21



Arrivals vs Departures by Survey Period (No. of Vehicles)		
Time Period	Arrivals	Departures
07:00 - 07:30	90	N/A
07:30 - 08:00	19	20
08:00 - 08:30	56	61
08:30 - 09:00	43	28
09:00 - 09:30	30	23
09:30 - 10:00	20	34
10:00 - 10:30	27	21
10:30 - 11:00	32	19
11:00 - 11:30	22	31
11:30 - 12:00	35	28
12:00 - 12:30	39	37
12:30 - 13:00	44	54
13:00 - 13:30	35	36
13:30 - 14:00	34	24
14:00 - 14:30	31	48
14:30 - 15:00	43	39
15:00 - 15:30	39	31
15:30 - 16:00	52	44
16:00 - 16:30	40	39
16:30 - 17:00	29	27
17:00 - 17:30	34	43
17:30 - 18:00	22	23
18:00 - 18:30	21	14
18:30 - 19:00	21	15
In @ End	N/A	119
<b>Total</b>	<b>858</b>	



Duration of stay (Hrs) by Arrival Time

LINK	TOTAL LENGTH OF STAY (HOURS)																						Grand Total
	0.5	1	1.5	2	2.5	3	3.5	4	4.5	5	5.5	6	6.5	7	7.5	8	8.5	9.5	10	10.5	11	12	
Canal Road	22	15	2	0	0	0	0	1	1	0	0	0	0	0	0	0	0	0	0	0	0	0	41
Canillupe Street	111	43	17	4	1	1	0	0	0	1	0	0	0	1	1	1	0	0	0	0	0	1	182
Commercial Road	83	35	16	9	6	0	1	1	0	0	0	0	1	0	0	0	0	0	0	0	0	0	152
Coningsby Street	99	53	12	11	4	1	2	1	1	0	0	0	0	0	0	0	0	0	0	0	0	1	185
Mill Street	31	28	7	9	4	4	2	1	1	1	0	0	1	2	0	1	4	1	0	2	3	8	130
St Martins Avenue	9	5	0	1	1	2	1	0	1	0	0	0	0	0	0	0	0	0	0	0	0	0	20
St Martins Street	57	39	14	6	6	2	3	2	2	0	1	1	2	1	1	0	1	1	2	0	1	5	147
Stonebow Road	13	4	1	0	0	0	0	0	0	0	0	0	0	0	2	0	0	0	0	0	0	0	21
<b>Grand Total</b>	<b>425</b>	<b>222</b>	<b>69</b>	<b>40</b>	<b>22</b>	<b>10</b>	<b>9</b>	<b>6</b>	<b>6</b>	<b>2</b>	<b>1</b>	<b>2</b>	<b>4</b>	<b>4</b>	<b>4</b>	<b>1</b>	<b>5</b>	<b>2</b>	<b>2</b>	<b>2</b>	<b>5</b>	<b>15</b>	<b>858</b>

